





**TRADE ANYWHERE,
ANYTIME**
BUY and SELL stocks online from your computer or mobile device



www.leadtrading.com | www.leadsecurities.com



Thursday, March 05, 2020

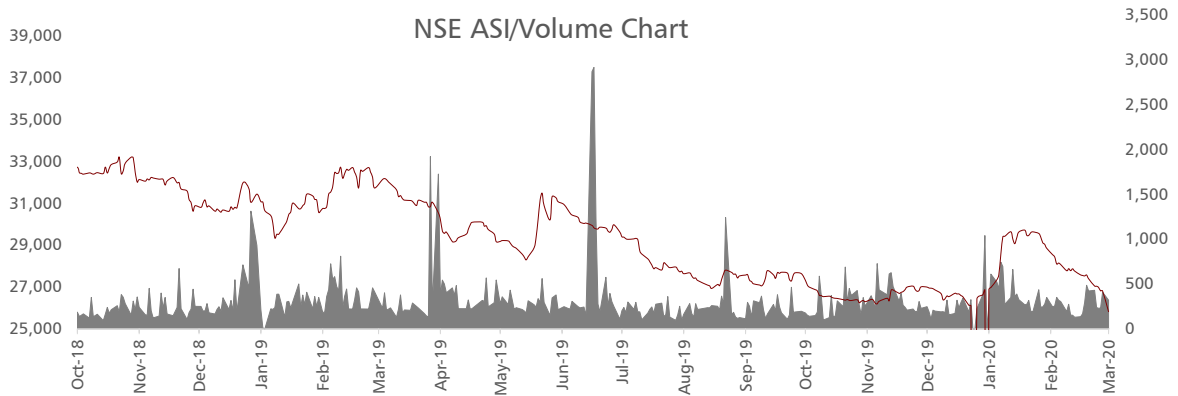
Daily Market Summary

Stocks Close Relatively Flat by 0.04%

The equities market closed relatively flat, as the All Share Index improved slightly by 0.04% to close at 26,426.20 points. Thus, the YTD performance improved to 0.80%.

Activity levels closed strong compared to the previous trading session, as total volume and value increased by 40.36% and 178.93% to close at 431.91million units and N7.82billion respectively.

Sector performance closed bullish as three out of the six major sub-indices closed positive, with the exception of the Oil and Gas sector, which closed flat. The Banking sector closed up by 1.08%, spurred by appreciation in UBA, ZENITHBANK, FBNH and GUARANTY. Gains in BUACEMENT and WAPCO propelled the Industrial sector by 0.25%, followed by the NSE 30, improving by 0.15%, on the back of gains in the aforementioned banking and industrial stocks. The consumer goods led the losers by 2.62%, fueled by decline in NESTLE, trailed by the Insurance sector, which declined by 0.90%.



Source: Lead Research

MARKET STATS

	ASI TODAY	CHANGE TODAY (%)	CHANGE YTD (%)
NSE TODAY			
NSE ALL SHARE INDEX	26,426.20	0.04%	0.80%
MARKET CAP (N'Bn)	13,775.90		
MARKET CAP (\$'Bn)	38.25		
VOLUME TRADED (Mn)	431.91	40.36%	
VALUE TRADED (N'Bn)	7.82	178.93%	
VALUE TRADED (\$'Bn)	0.02		

TOP GAINERS

COMPANY	CLOSING PRICE	% CHANGE	VOLUME
CHAMS	0.22	10.00%	6,924,000
STANBIC	35.70	9.85%	239,372
SKYAVN	2.57	9.83%	8,192,894
CUTIX	1.37	9.60%	353,377
UAC-PROP	0.93	9.41%	171,085

TOP DECLINERS

COMPANY	CLOSING PRICE	% CHANGE	VOLUME
GLAXOSMITH	3.80	-9.52%	657,740
JAIZBANK	0.56	-8.20%	1,854,742
NEM	1.73	-7.49%	288,836
ETERNA	2.02	-7.34%	264,413
NESTLE	1017.00	-5.83%	2,937,079

SUBSECTOR INDEXES	TODAY	CHANGE TODAY (%)	CHANGE YTD (%)
NSE 30	1,157.09	0.15%	-1.61%
BANKING	333.80	1.08%	-5.44%
CONSUMER GOODS	446.42	-2.62%	-26.67%
OIL & GAS	232.41	0.00%	-11.48%
INSURANCE	117.98	-0.90%	-7.07%
INDUSTRIALS	1,152.75	0.25%	7.44%

ENERGY COMMODITIES

COMMODITY	PRICE	% CHANGE
Brent (\$)	51.33	0.39
WTI (\$)	47.09	0.66
Natural Gas (\$)	1.82	-0.38

TOP VALUE/VOLUME TRADED

COMPANY	VOLUME	COMPANY	VALUE (N' m)
GUARANTY	75,790,858	NESTLE	2,988.21
ZENITHBANK	62,749,423	GUARANTY	1,887.16
REDSTAREX	61,825,830	ZENITHBANK	1,253.65
UBA	42,896,835	DANGCEM	313.23
UCAP	33,180,553	UBA	302.94

MUTUAL FUNDS	BID PRICE	OFFER PRICE:
LEAD FIXED INCOME FUND	149.92	150.22
LEAD BALANCED FUND	101.84	102.86

Disclaimer: This report is for information purposes only. Lead Securities and Investment Limited and any of its associated/subsidiary companies or employees are not under any obligation to accept any liability that may arise from the use of any part of this publication. The views expressed in this report are based on the information available to the analysts of Lead Securities and Investment Limited at the time the report was produced.